




• *Pastelli* • **PRO**

LET'S COLOURING



Pastelli^{PRO}

LET'S COLOURING

La collezione **Pastelli Pro** trasforma la delicatezza delle tinte unite più raffinate nella ceramica più versatile. Disegnata per progetti fluidi ed eclettici, **Pastelli Pro** vuole rendere il colore il punto di partenza per la creatività e l'atmosfera di ogni ambiente.

Colori che si abbinano perfettamente alle linee effetto legno, cemento o marmo per completare l'interior design. **8 diverse tonalità**, ognuna con una personalità definita e irripetibile, disponibili in quattro diversi formati con **spessore di 6 mm**.

Una versatilità di applicazione che riveste gli spazi di casa e quelli pubblici, interni ed esterni.

EN

The Pastelli Pro collection transforms the most sophisticated delicate plain colours into the most versatile ceramics.

Created for fluid, eclectic designs, Pastelli Pro aims to make colour the starting point for the creativity and atmosphere of any setting.

Colours that perfectly match wood-, concrete- and marble-effect ranges, to complete any interior design.

8 different shades, each with their own unique personality, available in four different sizes, 6 mm thick.

Versatile use in both residential and public spaces, indoors and outdoors.

FR

Pastelli Pro, la céramique qui fait de la douceur et du raffinement des teintes unies la collection la plus polyvalente. Créée pour des projets où l'harmonie domine tout en combinant des éléments hétérogènes, Pastelli Pro veut que la couleur soit le point de départ de la créativité et de l'atmosphère destinée à régner dans chaque pièce.

Des couleurs qui se marient à la perfection avec les lignes effet bois, béton ou marbre, pour compléter la décoration d'intérieur.

Pastelli Pro existe en quatre formats de 6 mm d'épaisseur exprimés en 8 nuances, chacune possédant une personnalité bien définie et inimitable. À son aise aussi bien à l'intérieur qu'à l'extérieur, chez les particuliers comme dans les lieux publics, Pastelli Pro est une collection si polyvalente qu'aucun domaine d'application ne lui résiste.

DE

Die Kollektion Pastelli Pro verwandelt die Zartheit edelster monochromatischer Farben in vielseitige Keramik.

Pastelli Pro wurde für fließende und eklektische Projekte erschaffen, bei denen Farbe als Ausgangspunkt für Kreativität und Atmosphäre in jedem Umfeld fungiert.

Farben, die auf vollendete Art mit den Linien mit Holz-, Zement- oder Marmoreffekt harmonieren und die Raumgestaltung komplettieren.

8 unterschiedliche Farbtöne mit eigener wohldefinierter und einmaliger Persönlichkeit, die in vier verschiedenen Formaten und einer Stärke von 6 mm erhältlich sind.

Eine Vielseitigkeit bei der Anwendung, die private wie öffentliche Räume im Innen- wie auch im Außenbereich gestaltet.

LA COLLEZIONE / THE COLLECTION

Assenzio



Topazio

Opale

Malachite

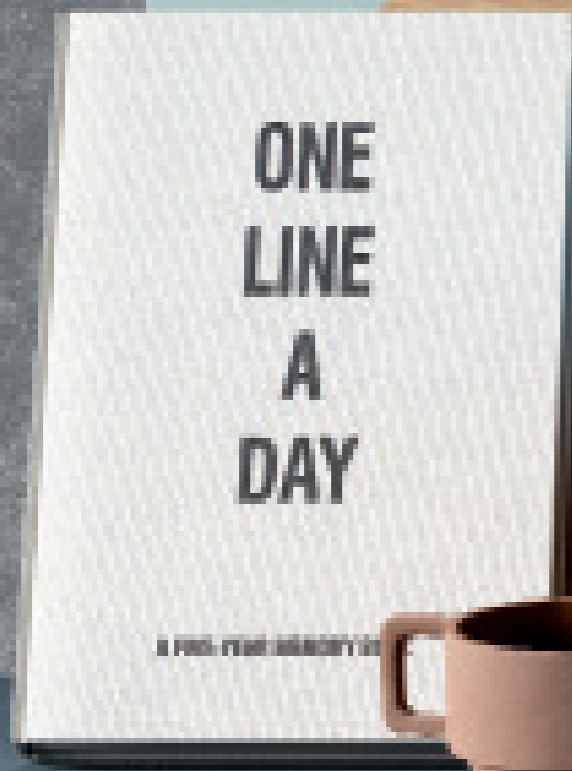
Eucalipto

Camelia

Turchese

Denim

Euca- pto





Eucalipto

90x270 - 36"x106"
matt rettificato

+
Garda Lazise 60x120 - 24"x48"
matt rettificato



Eucalipto

90x270 - 36"x106"
matt rettificato

+
Garda Lazise 60x120 - 24"x48"
matt rettificato



Denim



Denim

90x90 - 36"x36"
tech rettificato

+ Vibes Talc 8,2x25 - 3,22"x9,84"
matt / shiny

Denim

30x90 - 12"x36"
matt rettificato

Mos. 30x30 (5x5) - 12"x12"(2"x2")
matt rettificato

+
1 Veneziani Bardiglio 60x60 - 24"x24"
rettificato



Denim


90x270 - 36"x106"
matt rettificato

+

Canova Pro Luni 90x90 - 36"x36"
lucido rettificato

Canova Pro Bellagio 90x90 - 36"x36"
lucido rettificato

Camelia





Camelia

90x90 - 36"x36"

tech rettificato

Mos. 30x30 (5x5) - 12"x12" (2"x2")

matt rettificato

+

Malachite 90x270 - 36"x106"

matt rettificato



Camelia

90x90 - 36"x36"
tech rettificato

Mos. 30x30 (5x5) - 12"x12" (2"x2")
matt rettificato

+
Malachite 90x270 - 36"x106"
matt rettificato



Assenzio





Assenzio

30x90 - 12"x36"
matt rettificato

Muretto 30x30 (5x15) - 12"x12" (2"x6")
matt rettificato

+
Stucchi Nero 60x60 - 24"x24"
rettificato



Assenzio

30x90 - 12"x36"
 matt rettificato
Muretto 30x30 (5x15) - 12"x12" (2"x6")
 matt rettificato
 +
Stucchi Nero 60x60 - 24"x24"
 rettificato



Topazio



Topazio

90x270 - 36"x106"
matt rettificato

Muretto 30x30 (5x15) - 12"x12" (2"x6")
matt rettificato

+
Pietre Pure Vicenza 60x120 - 24"x48"
rettificato



Topazio

Muretto 30x30 (5x15) - 12"x12" (2"x6")
matt rettificato



Turchese



Turchese

90x270 - 36"x106"
matt rettificato

Mos. 30x30 (5x5) - 12"x12" (2"x2")
matt rettificato

+
Stucchi Bianco 60x60 - 24"x24"
rettificato



Turchese

90x270 - 36"x106"
matt rettificato

Mos. 30x30 (5x5) - 12"x12" (2"x2")
matt rettificato

+

Stucchi Bianco 60x60 - 24"x24"
rettificato

Opale



Opale

90x270 - 36"x106"

matt rettificato

30x90 - 12"x36"

matt rettificato

+

Badia Frassino 20x120 - 8"x48"

rettificato

Opale

90x270 - 36"x106"
matt rettificato

30x90 - 12"x36"
matt rettificato

+
Badia Frassino 20x120 - 8"x48"
rettificato





Opale

90x270 - 36"x106"
matt rettificato

+
Garda Torbole 90x90 - 36"x36"
matt rettificato

Malachite





Malachite

45x90 - 18"x36"
matt rettificato

+

Garda Bardolino 30x60 - 12"x24"
matt rettificato

Badia Castagno 20x120 - 8"x48"
rettificato



Malachite

45x90 - 18"x36"
matt rettificato

+

Garda Bardolino 30x60 - 12"x24"
matt rettificato

Badia Castagno 20x120 - 8"x48"
rettificato





Malachite

90x270 - 36"x106"
matt rettificato

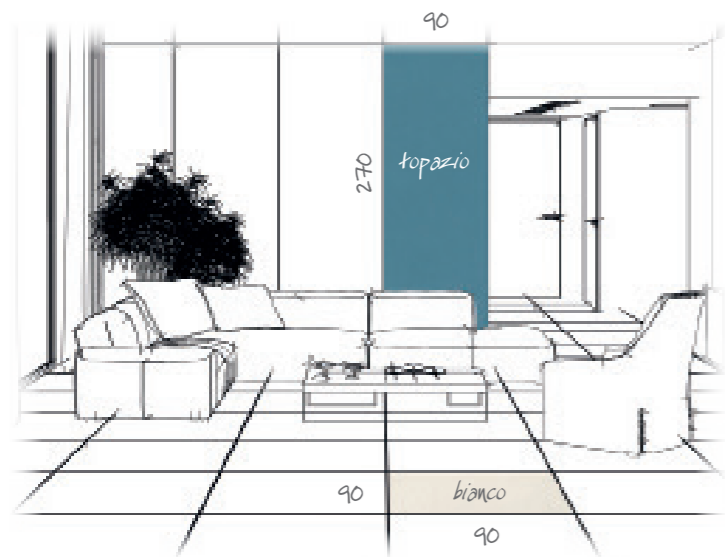
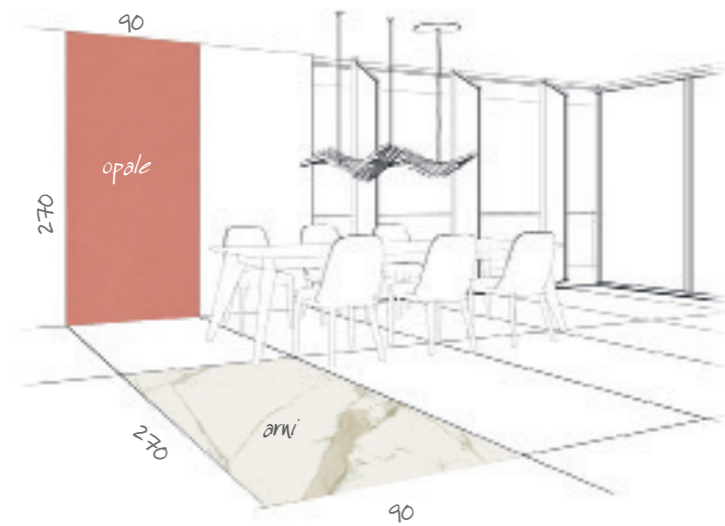

+
Sirmione 90x90 - 36"x36"
rettificato

MATCH.

ABBINAMENTI CONSIGLIATI/SUGGESTIONS

FINITURE/FINISHES:
PASTELLI PRO: MATT RETT.
GARDA PRO: RETT.
CANOVA PRO: LUCIDO RETT. - MATT RETT.

STUCCHI: RETT.
MARVILLA PRO: LUCIDO RETT. - MATT RETT.
I VENEZIANI: RETT. - LAPPATO RETT.
BADIA: RETT.

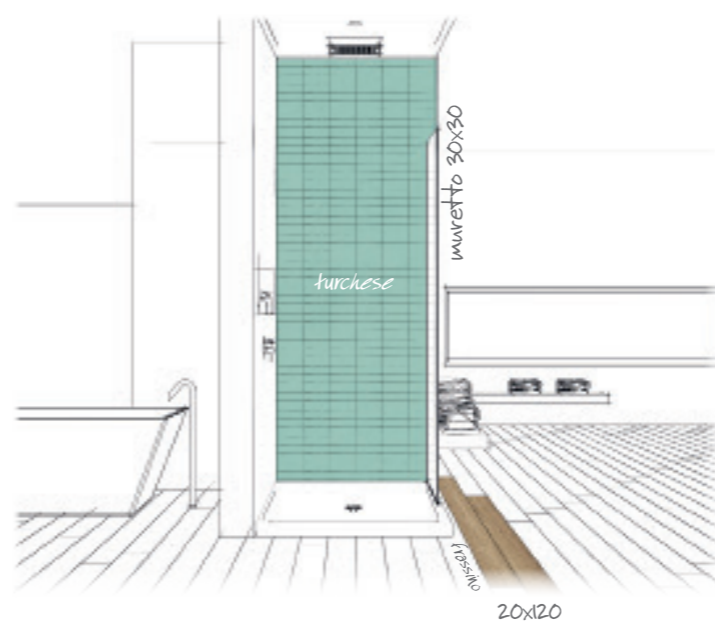
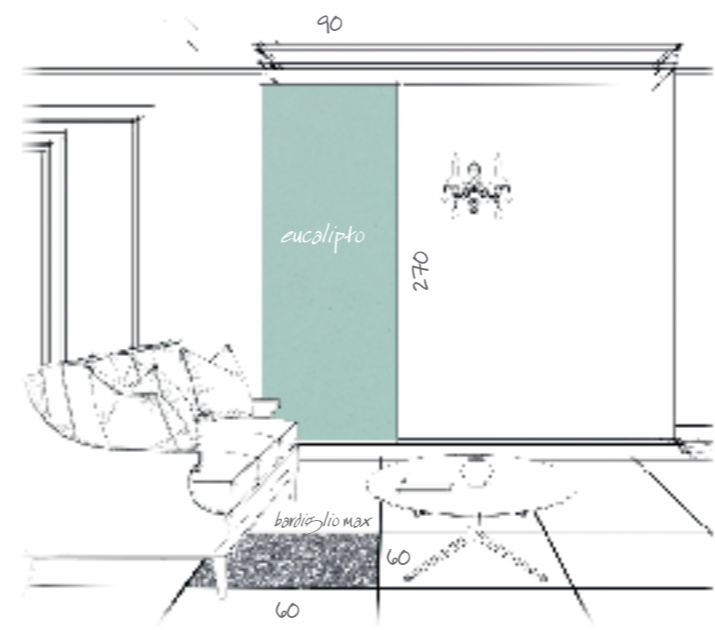
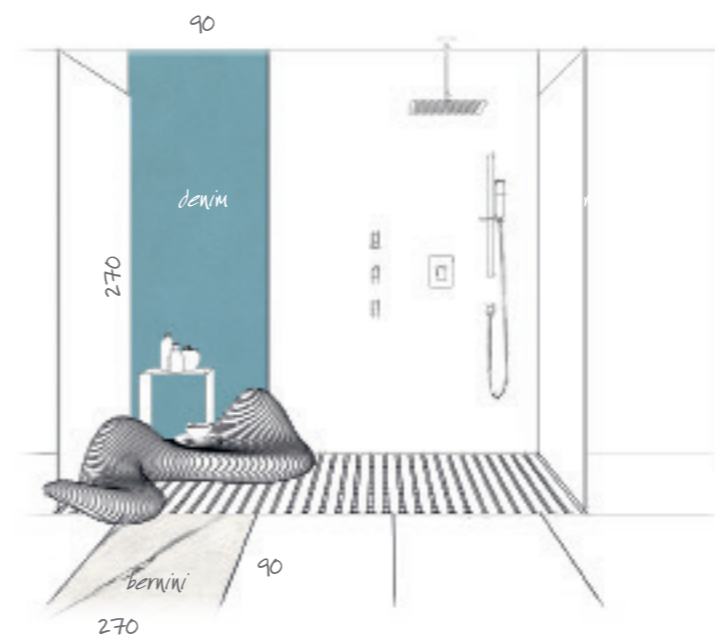






Pastelli PRO + GARDA PRO

Pastelli PRO + CANOVA PRO

Pastelli PRO + stucchi






FORMATI. SIZES



Pastelli PRO + MARVILLA PRO

Pastelli PRO + i Veneziani

Pastelli PRO + Badia






Camelia
Assenzio
Eucalipto
Turchese

Denim
Topazio
Malachite
Opale

4



Matt rettificato
Tech rettificato



Camelia



90x270
36"x106"

45x90
18"x36"



Mosaico 30x30 (5x5)
12"x12 (2"x2")

90x90
36"x36"

TECH SURFACE



Muretto 30x30 (5x15)
12"x12 (2"x6")

Assenzio



90x270
36"x106"

45x90
18"x36"



Mosaico 30x30 (5x5)
12"x12 (2"x2")

90x90
36"x36"

30x90
12"x36"

90x90
36"x36"

TECH SURFACE



Muretto 30x30 (5x15)
12"x12 (2"x6")

Denim



90x270
36"x106"

45x90
18"x36"



Mosaico 30x30 (5x5)
12"x12 (2"x2")

90x90
36"x36"

30x90
12"x36"

90x90
36"x36"

TECH SURFACE



Muretto 30x30 (5x15)
12"x12 (2"x6")

Turchese



90x270
36"x106"

45x90
18"x36"



Mosaico 30x30 (5x5)
12"x12 (2"x2")

90x90
36"x36"

30x90
12"x36"

90x90
36"x36"

TECH SURFACE



Muretto 30x30 (5x15)
12"x12 (2"x6")



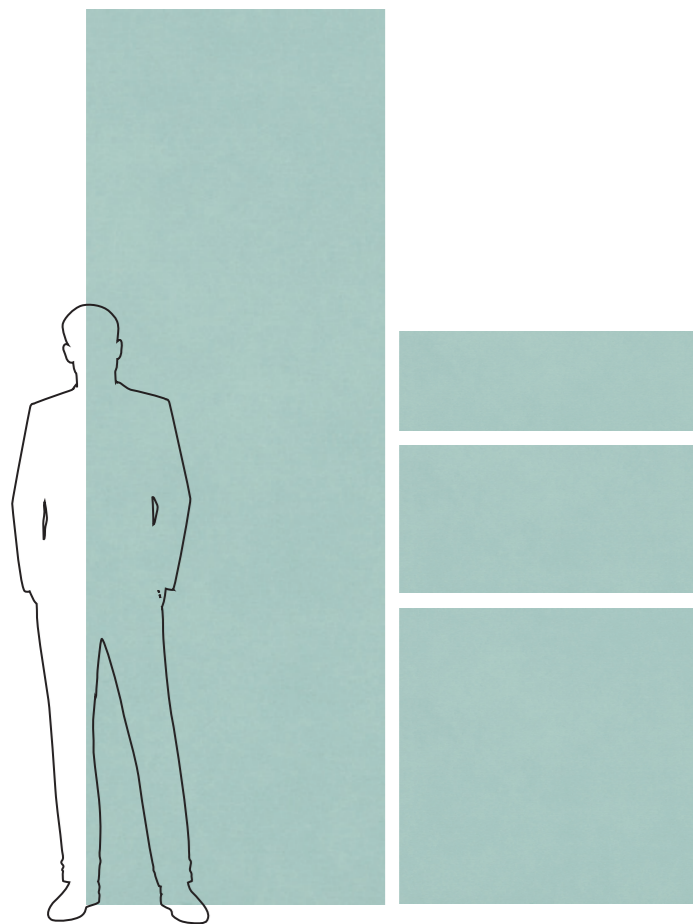
Camelia
Assenzio
Eucalipto
Turchese

Denim
Topazio
Malachite
Opale

4



Matt rettificato
Tech rettificato



Eucalipto



90x270
36"x106"

45x90
18"x36"



Mosaico 30x30 (5x5)
12"x12 (2"x2")

90x90
36"x36"

30x90
12"x36"



Muretto 30x30 (5x15)
12"x12 (2"x6")

90x90
36"x36"

TECH SURFACE

Topazio



90x270
36"x106"

45x90
18"x36"



Mosaico 30x30 (5x5)
12"x12 (2"x2")

90x90
36"x36"

30x90
12"x36"



Muretto 30x30 (5x15)
12"x12 (2"x6")

90x90
36"x36"

TECH SURFACE

Malachite



90x270
36"x106"

45x90
18"x36"



Mosaico 30x30 (5x5)
12"x12 (2"x2")

90x90
36"x36"

30x90
12"x36"



Muretto 30x30 (5x15)
12"x12 (2"x6")

90x90
36"x36"

TECH SURFACE

Opale



90x270
36"x106"

45x90
18"x36"



Mosaico 30x30 (5x5)
12"x12 (2"x2")

90x90
36"x36"

30x90
12"x36"



Muretto 30x30 (5x15)
12"x12 (2"x6")

90x90
36"x36"

TECH SURFACE

| | | 30x90 12"x36" | 45x90 18"x36" | 90x90 36"x36" | 90x270 36"x106" | MOSAICO 36T 30x30 (5x5) 12"x12"(2"x2") | MURETTO 12T 30x30 (5x15) 12"x12"(2"x6") |
|-----------|----------------------|------------------|------------------|------------------|--------------------|--|---|
| CAMELIA | MATT RETTIFICATO | T202815 | T202735 | T202655 | T202575 | T222816 | T222817 |
| | TECH RETTIFICATO* | | | T202577 | | | |
| ASSENZIO | MATT RETTIFICATO | T202745 | T202665 | T202585 | T202505 | T222966 | T222967 |
| | TECH RETTIFICATO* | | | T202507 | | | |
| EUCALIPTO | MATT RETTIFICATO | T202785 | T202705 | T202605 | T202525 | T222936 | T222937 |
| | TECH RETTIFICATO* | | | T202527 | | | |
| TURCHESE | MATT RETTIFICATO | T202765 | T202685 | T202625 | T202545 | T222916 | T222917 |
| | TECH RETTIFICATO* | | | T202547 | | | |
| DENIM | MATT RETTIFICATO | T202775 | T202695 | T202595 | T202515 | T222926 | T222927 |
| | TECH RETTIFICATO* | | | T202517 | | | |
| TOPAZIO | MATT RETTIFICATO | T202795 | T202715 | T202615 | T202535 | T222946 | T222947 |
| | TECH RETTIFICATO* | | | T202537 | | | |
| MALACHITE | MATT RETTIFICATO | T202805 | T202725 | T202635 | T202555 | T222956 | T222957 |
| | TECH RETTIFICATO* | | | T202557 | | | |
| OPALE | MATT RETTIFICATO | T202755 | T202675 | T202645 | T202565 | T222906 | T222907 |
| | TECH RETTIFICATO* | | | T202567 | | | |



Bia GL



*TECH SURFACE

Per le zone a traffico più intenso si consiglia l'uso della superficie tech a pavimento.

For floors with high intensity traffic we advise the use of the new finish PASTELLI TECH.

Pour les zones où le trafic est plus intense nous recommandons l'utilisation de la surface tech au sol.

Fuer die Bodenbeläge in hoch frequentierten Bereiche empfehlen wir unsere TECH Ausführung.

CARATTERISTICHE TECNICHE TECHNICAL FEATURES CARACTERISTIQUES TECHNIQUES TECHNISCHE EIGENSCHAFTEN

| SIMBOLOGIA Symbolics Symboles Symbole | CARATTERISTICA Features Caracteristiques Eigenschaften | UNITÀ DI MISURA Unit of measurement Unité de mesure Masseinheit | VALORE MEDIO ALFALUX Alfalux mean value Valeur moyenne Alfalux Durchschnitts-Werf-Alfalux | VALORE PRESCRITTO Fixed value Valeur prescrite Vorgeschriebener Wert | METODO DI PROVA Test method Méthode d'essai Prüfmethode |
|--|---|--|--|--|--|
| | RETTILINEITÀ DEI LATI Side straightness Rectitude des arêtes Geradlinigkeit der Kanten | % | +/- 0,4 | +/- 0,5 max | UNI EN ISO 10545-2 |
| | ORTOGONALITÀ DEGLI SPIGOLI Corner squariness Angularité Rechtwinkligkeit der Kanten | % | +/- 0,4 | +/- 0,6 max | UNI EN ISO 10545-2 |
| | PLANARITÀ Flatness Planéité Ebenflächigkeit | % | +/- 0,4 | +/- 0,5 max | UNI EN ISO 10545-2 |
| | SPESSORE Thickness Epaisseur Dicke | % | +/- 5,0 | +/- 5,0 | UNI EN ISO 10545-2 |
| | ASSORBIMENTO D'ACQUA Water absorption Absorption d'eau Wasseraufnahme | % | < 0,4 | <= 0,5 | UNI EN ISO 10545-3 |
| | SFORZO DI ROTTURA Breaking strength Contrainte de rupture Bruchkraft | N | > 1500 | ≥ 1300 se sp ≥ 7,5 mm ≥ 700 se sp < 7,5 mm | UNI EN ISO 10545-4 |
| | MODULO DI ROTTURA Modulus of rupture Coefficient de rupture Bruchmodul | N/mm ² | > 38 | ≥ 35 | UNI EN ISO 10545-4 |
| | DILATAZIONE TERMICA LINEARE Coeff. of linear thermal expansion Coeff. d'extension thermique linéaire Linearer Wärmeausdehnungs-Koeffizient | °MK(-1) | 7,0 | METODO DISPONIBILE available method méthode disponible verfügbare methode | UNI EN ISO 10545-8 |
| | RESISTENZA AGLI SBALZI TERMICI Thermal shock resistancy Résistance aux chocs thermiques Temperaturwechsel beständig keit | - | RESISTE résist widerstandsfähig | METODO DISPONIBILE available method méthode disponible verfügbare methode | UNI EN ISO 10545-9 |
| | RESISTENZA AI PRODOTTI CHIMICI DI USO DOMESTICO Resistance to chemical products Résistance aux produits chimiques Beständigkeit gegen Chemikalien | - | CONFORME conform gleichmässig | MINGB | UNI EN ISO 10545-13 |
| | RESISTENZA AGLI ACIDI E ALLE BASI A BASSA CONCENTRAZIONE Resistant to acids and low concentration bases Résistance aux acides et aux bases à faible concentration Widerstandsfähigkeit gegen überdickkonzentrier-ten Säuren und Laugen | - | ≤ GLB | SECONDO CLASSIFICAZIONE FABBRICANTE upon producer rating selon la classification du fabricant laut fabrikant klassifikation | UNI EN ISO 10545-13 |
| | RESISTENZA AL GELO Frost resistance Résistance au gel Frostbeständigkeit | - | RESISTE résist widerstandsfähig | RICHIESTA request demande anfrage | UNI EN ISO 10545-12 |
| | STABILITÀ DEI COLORI Colour stability Stabilité des coloris Lichtechtheit der Färbung | - | STABILE stable stable stabil | METODO DISPONIBILE available method méthode disponible verfügbare methode | DIN 51094 |
| | RESISTENZA ALLE MACCHIE Breaking strenght Résistance au tâches Flecken beständigkeit | - | ≥ 3 | 3 MIN | UNI EN ISO 10545-14 |
| | RESISTENZA ALL'ABRAZIONE Resistance to abrasion Résistance à l'abrasion Beständigkeit gegen Oberflächenverschleiss | - | SECONDO LA SERIE | CLASSE 1-5 | UNI EN ISO 10545-7 |
| | Nelle zone ad alto traffico si consiglia l'uso esclusivamente a rivestimento In heavy traffic areas we suggest the use only as wall application Dans les zones à trafic intense, il est conseillé de n'utiliser le produit que pour le revêtement de murs In Bereichen mit hoher Triftbelastung sollte das Produkt ausschließlic als Wandverkleidung eingesetzt werden | | | | |

| PESI, MISURE E CONTENUTO DEI COLLI | | | | | |
|------------------------------------|---|---|--|---|---|
| | Pezzi per collo Pcs for box Pcs boîte Stück pro karton Piezas pro caja Штук на место | Mq per collo Sqm for box M ² /boite M ² pro karton Mq pro caja Кв.м на место | Colli per paletta Boxes for pallet Boite/pal Kartons pro palette Cajas por paletas Мест на поддон | Mq per paletta Sqm for pallet M ² /pal M ² pro palette Mq por paletas Кв.м на поддон | Kg per paletta Kgs for pallet Kg/pal Kg pro palette Kgs por paletas Кг на поддон |
| 90x270 36"x106" rett. ± 6mm | 1 | 2,43 | 22 | 53,46 | 836,00 |
| 90x90 36"x36" rett. / TECH ± 6mm | 3 | 2,43 | 26 | 63,18 | 988,00 |
| 45x90 18"x36" rett. ± 6mm | 5 | 2,02 | 30 | 60,75 | 912,00 |
| 30x90 12"x36" rett. ± 6mm | 6 | 1,62 | 30 | 48,60 | 747,00 |
| 30x30 12"x12" MOSAICO | 11 | 1,00 | 30 | 30,00 | 390,00 |
| 30x30 12"x12" MURETTO | 11 | 1,00 | 30 | 30,00 | 390,00 |



SEDE LEGALE: Via Giardini, 24
41042 Fiorano Modenese (MO)
SEDE AMMINISTRATIVA: Via Statale 467, 109
42013 Casalgrande (RE)

 **ALFALUX**

Via della Repubblica, 16
42014 Roteglia di Castellarano
Reggio Emilia - Italy
Tel. +39 0536 869211
Fax +39 0536 851502
Fax +39 0536 832643
www.alfaceramiche.com
export.alfa@riwal.it
italia.alfa@riwal.it